

Prefectural University of Hiroshima

Guide for Exchange Program



<Contents>

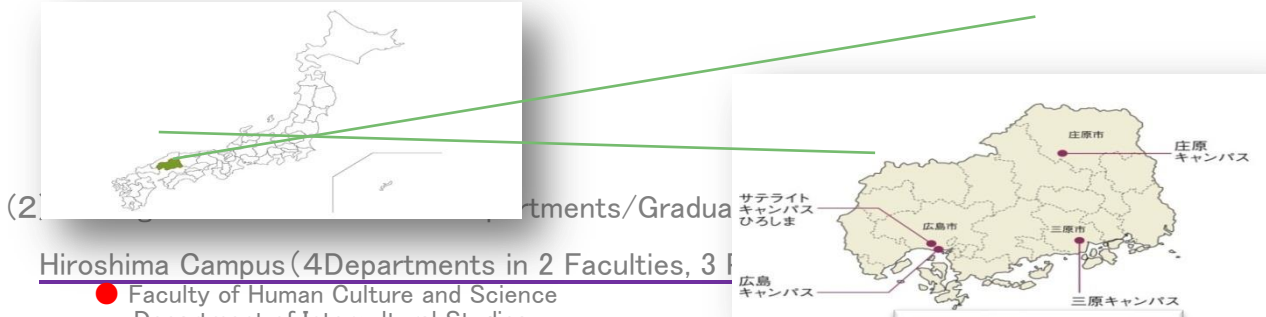
1. Prefectural University of Hiroshima
2. Support for Foreign Students
3. Exchange Program
4. Hiroshima Prefectural
5. Applications

1. Prefectural University of Hiroshima

(1) Overview

Prefectural University of Hiroshima is a public university in Hiroshima Prefecture with three distinctive campuses and four faculties, two graduate school programs and one major course of study with about 2,700 students. It is known as a top public university in the Chugoku, Shikoku and Kyushu areas, committed to "learning, high-quality research and training."

In Hiroshima Prefecture, two World heritage sites, the Atomic Bomb Dome and Itsukushima Shrine offer an additional educational experience from the perspectives of peace, culture and history in Japan. Currently, about 60 foreign students are enrolled at our University. Inbound exchange students are accepted during each term. So far, we have produced and introduced many excellent foreign students to the world who have studied in a Japanese academic setting and the surrounding culture at the University. We look forward to interacting with you through our exchange programs.



(2) Departments/Graduate

Hiroshima Campus (4 Departments in 2 Faculties, 3 Graduate Schools)

- Faculty of Human Culture and Science
 - Department of Intercultural Studies
 - Department of Health Sciences
- Faculty of Management and Information Systems
 - Department of Management
 - Department of Management Information Systems
- Graduate School of Comprehensive Scientific Research
 - Program in Human Culture and Science
 - Program in Information and Management Systems
- Graduate School of Business Administration
 - Program for Leadership Development



Shobara Campus (2 Departments in 1 Faculty, 1 Programs in 1 Graduate School)

- Faculty of Life and Environmental Sciences
 - Department of Life Sciences
 - Department of Environmental Sciences
- Graduate School of Comprehensive Scientific Research
 - Program in Biological System Sciences

Mihara Campus (5 Departments in 1 Faculty, 1 Programs in 1 Graduate School)

- Faculty of Health and Welfare
 - Department of Nursing
 - Department of Physical Therapy
 - Department of Occupational Therapy
 - Department of Communication Sciences and Disorders
 - Department of Human Welfare
- Graduate School of Comprehensive Scientific Research
 - Program in Health and Welfare
 - ※ Graduate Program in Midwifery(1-year program)



[Course Syllabus] <http://www.syllabus-web.pu-hiroshima.ac.jp/php/index.php> (

2. Support For Foreigner Students

(1) **Scholarship for Foreign Students Accepted by Prefectural University of Hiroshima**

“30,000 yen per month, No refund”

※However, the scholarship may not be granted to those who receive ¥30,000 or more from other organizations. It could be applied for the people who show their academic performances below standard levels.

(2) **Residence**

- Hiroshima Campus Lodging House 26,000 yen / month
- Shobara Campus University dormitory for foreign students 6,000 yen / month
- Mihara Campus Private apartment etc. 26,000yen / month
 - ※Not include “Utility charges”, “Internet fee” etc.
 - ※We pay the excess amount of the rent, if it goes beyond 26,000 yen.

(3) **Pick-up Service**

(4) Buddy System

“Buddy” means students of Prefectural University of Hiroshima, who will support new foreign students. Soon after arriving in Japan, a buddy will guide you around Hiroshima and help you perform the necessary procedures at local government offices.

(5) Hiroshima Study Tour

You can take a day trip to various places in Hiroshima to learn about “Peace, Culture, Industry and Nature” of Hiroshima. As this tour is carried out jointly by the three campuses, you can deepen exchanges with many other students.

(6) Insurance

You must enroll in “National Health Insurance”, and pay the fee every month while you are staying in Japan. Medical fees you will pay at the hospital will be reduced to 30%



3. Exchange Program

(1) Number of Inbound Students

Partner universities could recommend up to 5 students for the same time period in principle.

※ However, decision will be made by each faculties and its numbers are not guaranteed.

(2) Inbound Period

You can select one out of three periods.

① April to March (1 year), ② April to September or ③ September to March (half year)

(3) Qualification

Meet all the following qualifications, in principle.

- ① Being healthy both physically and mentally and having no problems related to studying abroad.
- ② Sufficient Japanese proficiency specified by the department/major.
- ③ Student who is enrolled in a department or graduate school of a partner college and university and recommended by the enrolled university.
- ④ Ability to pay expenses such as living costs necessary for study abroad.

<Japanese Language Skills Matrix>

Faculty	Japanese skills at JLPT scales (N1 – N5 grades of the Japanese–Language Proficiency Test)
Human Culture and Science	Equivalent to N1 or higher (Students whose Japanese language skill is equivalent to N2 at the time of acceptance may be accepted, in the event that they can attain N1 or an equivalent level soon after acceptance.)
Management and Information System	Equivalent to N1 or higher (N1 or higher is preferable, when you would like to study in Japan for one year)
Life and Environmental Sciences	Equivalent to N2 or higher
Health and Welfare	Equivalent to N3 or higher

Programs at Graduate School	Japanese skills at JLPT scales (N1 – N5 grades of the Japanese–Language Proficiency Test)
Human Culture	Equivalent to N2 or higher
Information and Management System	Equivalent to N2 or higher
Biological System Sciences	Equivalent to N4 or higher (First half of doctoral program) Equivalent to N5 or higher (Second half of doctoral program)
Health and Welfare	Equivalent to N3 or higher

※Even you may not fulfilled with Japanese language requirements, we may be able to receive the students. Please consult us thru your international coordinator

(4) How to Apply

We cannot accept your personal applications. Please submit your applications thru your university by email and post. ※If you wish to apply for “Department of Intercultural Studies”, “Faculty of Health and Welfare” or “Graduate School”, please consult us in advance.

Email: puh-ie-s@pu-hiroshima.ac.jp

Postal address: 1-1-71, Ujinahigashi, Minami-ku, Hiroshima-shi, 734-8558, JAPAN
International Center, Prefectural University of Hiroshma

(5) Required documents

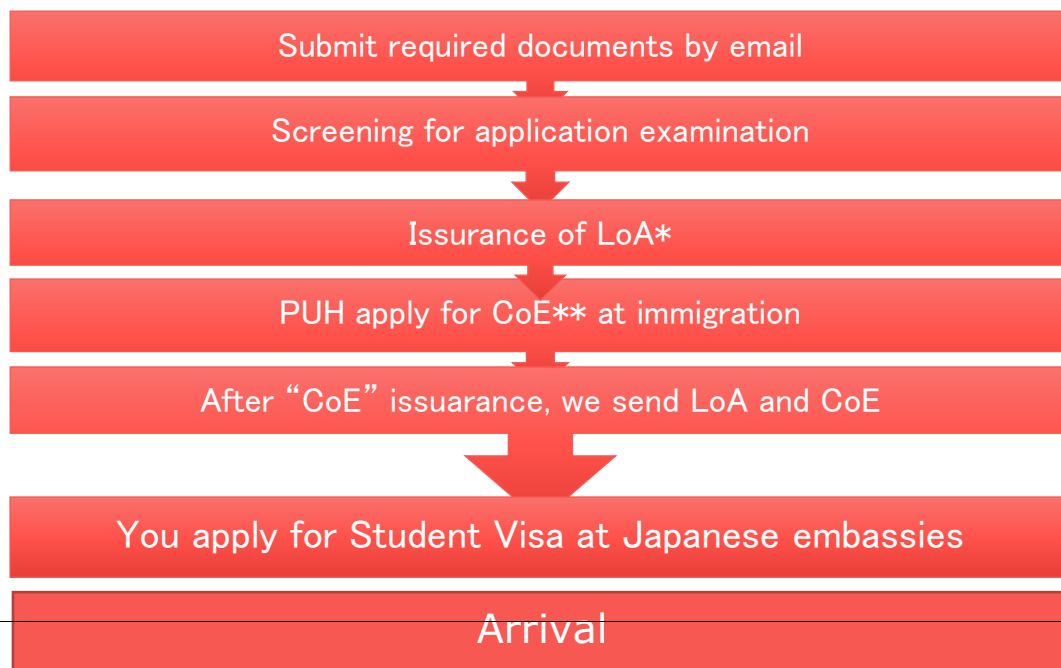
- ① Foreign Student’s (Inbound Foreign Students) Application for Admission
【PUH Form】Use PC, and fill it out with either Japanese or English
- ② Study Purpose & Plan (About 1200 characters/Free Style)
【PUH Form】Use PC, and fill it out with either Japanese or English
- ③ Letter of Recommendation
- ④ Transcript
- ⑤ Certificate of Enrollment (Certificate of Student Registration)
- ⑥ Document certifying Japanese Language Proficiency such as JLPT score report
- ⑦ Health Certificate (English or Japanese)
【Original Form】
- ⑧ Photocopy of your passport (Bio page only)
- ⑨ Application of “Certificate of Eligibility”

(6) Due date

For Fall Semester: 31st May

For Spring Semester: 30th November

(7) Flowchart



*LoA: Letter of Acceptance

**CoE: Certificate of Eligibility

4. Hiroshima Prefectural

(2) Transportation

We have streetcars which offers easy access and convenience.

(3) Sightseeing

Miyajima and the Atomic Bomb Dome, World Heritage sites, and many other historic buildings are located in Hiroshima. In addition, there are many sightseeing spots with an abundance of nature.



(4) Specialty

Oysters and Hiroshima-style okonomiyaki are famous all over the country. Momiji manju (sponge cake shaped like a maple leaf, the prefectural flower/tree of Hiroshima), Kumano-fude (Japanese traditional craftwork made in Kumano Town), etc.



Contact and Inquiry

● Address

1-1-71, Ujina-higashi, Minami-ku, Hiroshima City, Hiroshima 734-8558
International Exchange Center, Prefectural University of Hiroshima

● TEL& FAX

+81-82-251-9607(TEL) +81-82-251-9781(FAX)

● Email

puh-ie-s@pu-hiroshima.ac.jp

● International Center Website

<http://international-center.pu-hiroshima.ac.jp/>

● Facebook

<https://www.facebook.com/international.center.pref.univ.hiroshima>

5. Applications

(Bachelor Level)

Foreign Exchange Student Application Form For Admission

To the president of Prefectural University of Hiroshima

face
photo

(Filing Date)

Name	(Family/Middle Name)	(Given Name)	
Date of Birth (MM/DD/YYYY)		Gender	M · F
Home institution (University, Faculty)			

Date of Entrance (of Home institution)		Grade (as of April)	
Address			
TEL		Email	

(MM/DD/YYYY)

I would like to apply for the student exchange program based on the student exchange program between our universities.

Desired Faculty	Faculty	Department
Desired Length of period	<input type="checkbox"/> April to March (1 year)	
	<input type="checkbox"/> April to September (Half year) or September to March (Half year)	

(Required documents)

- 1 Study Purpose & Plan (About 1200 characters/Free Style)
- 2 Letter of Recommendation
- 3 Transcript
- 4 Certificate of Enrollment (Certificate of Student Registration)
- 5 Document certifying Japanese Language Proficiency such as JLPT score report
- 6 Health Certificate (English or Japanese)
- 7 Photocopy of your passport (Bio page only)
- 8 Application of "Certificate of Eligibility"

(Graduate School Level)

Foreign Exchange Student Application Form For Admission

**face
photo**

To the president of Prefectural University of Hiroshima

(Filing Date)

Name	(Family/Middle Name)	(Given Name)
Date of Birth (MM/DD/YYYY)		Gender M · F
Home institution (University, Graduate Program)		
Research Field		
Date of Entrance (home institution)		Grade (as of April)
Address		

TEL		Email	
-----	--	-------	--

(MM/DD/YYYY)

I would like to apply for the student exchange program based on the student exchange program between our universities.

Desired Faculty	Faculty	Department
Desired Length of period	<input type="checkbox"/> April to March (1 year)	
	<input type="checkbox"/> April to September (Half year) or September to March (Half year)	

(Required documents)


- 1 Study Purpose & Plan (About 1200 characters/Free Style)
- 2 Letter of Recommendation
- 3 Transcript
- 4 Certificate of Enrollment(Certificate of Student Registration)
- 5 Document certifying Japanese Language Proficiency such as JLPT score report
- 6 Health Certificate (English or Japanese)
- 7 Photocopy of your passport(Bio page only)
- 8 Application of "Certificate of Eligibility"

(For all)

Study Purpose & Plan

1. The purpose to study at Prefectural University of Hiroshima (1200 letters)

2. Study(Research) Plan at Prefectural University of Hiroshima (1200letters)



健康診断書
CERTIFICATE OF HEALTH (to be completed by the examining physician)

日本語又は英語により明瞭に記載すること。
Please fill out (PRINT/TYPE) in Japanese or English.

氏名 Name: _____, _____, _____
Family name, First name Middle name

男 Male 生年月日 _____
女 Female Date of Birth: _____

1. 身体検査
Physical Examination

- (1) 身長 _____ cm 体重 _____ kg
 Height Weight
- (2) 血圧 _____ mm/Hg ~ _____ mm/Hg 血液型 _____
 Blood pressure Blood Type
- (3) 視力 Eyesight: (R) _____ (L) _____ (R) _____ (L) _____
裸眼 Without glasses 矯正 With glasses or contact lenses
- (4) 聴力 正常 Normal 低下 Impaired
 Hearing: 正常 Normal 異常 Impaired
言語 Speech: 正常 Normal 異常 Impaired
- 脈拍 整 Regular 不整 Irregular
 色覚異常の有無 正常 Normal 異常 Impaired
 Color blindness

A	B	O	RH
---	---	---	----

2. 申請者の胸部について、聴診とX線検査の結果を記入してください。X線検査の日付も記入すること（6ヶ月以上前の検査は無効。）
 Please describe the results of physical and X-ray examinations of the applicant's chest X-rays (X-rays taken more than six months prior to the certification are NOT valid).



肺 正常 Normal 異常 Impaired
 Lungs:

心臓 正常 Normal 異常 Impaired
 Cardiomegaly:

← Date _____
 Film No. _____

異常がある場合
 心電図 Electrocardiograph: 正常 Normal 異常 Impaired

Describe the condition of applicant's lungs.

3. 現在治療中の病気 Yes (Disease _____) No
 Disease currently being treated

4. 既往症
 Past history : Please indicate with + or - and fill in the date of recovery
 (If the applicant has not contracted any of the disease, please check "None".) (いずれも該当しない場合は、なしにチェックすること。)

Tuberculosis..... (. . .) Malaria..... (. . .) Other communicable disease..... (. . .)
 Epilepsy..... (. . .) Kidney disease..... (. . .) Heart disease..... (. . .)
 Diabetes..... (. . .) Drug allergy..... (. . .) Psychosis..... (. . .)
 Functional disorder in extremities..... (. . .)
 None.....

5. 検査 Laboratory tests
 検尿 Urinalysis: glucose (), protein (), occult blood ()
 赤沈 ESR: _____ mm/Hr, WBC count: _____ /cmm 貧血
anemia
 Hemoglobin: _____ gm/dl, GPT: _____

6. 診断医の印象を述べて下さい。(問題がない場合も、その旨ご記入ください。)
 Please give your impression of the applicant's health. (If you do not have a particular opinion, please write as such.)

7. 志願者の既往歴、診察・検査の結果から判断して、現在の健康の状況は十分に留学に耐えうるものと思われますか？
 In view of the applicant's history and the above findings, is it your observation that his/her health status is adequate to pursue studies in Japan?
 Yes No

日付 Date: _____ 署名 Signature: _____

医師氏名
Physician's Name in Print: _____

検査施設名
Office/Institution: _____ 所在地
Address: _____

